
















1. A number of traffic mitigations have been introduced on neighborhood streets, including Motor Avenue, Manning, Patricia, Butterfield and Queensbury Avenues. Further mitigations are pending. Collectively, these are part of the Neighborhood Traffic Management Plan (NTMP), designed to reduce the volume of traffic cutting through Cheviot Hills (Details can be found at <http://www.cheviothills.org/NTMP.htm>) Please tell us to what degree are you in favor of or against the possibility of applying new mitigations to further control traffic through our neighborhood?

	Response Percent	Response Total
Strongly in favor 	48.8%	143
Moderately in favor 	16.4%	48
Neither in favor nor against 	5.8%	17
Moderately against 	5.1%	15
Strongly against 	9.9%	29
Don't know enough to comment as yet 	6.5%	19
Other (please specify) 	7.5%	22
Total Respondents		293
(skipped this question)		3

2. Overall, which of the following best expresses your perception about how traffic in Cheviot Hills has changed in the past year or so

	Response Percent	Response Total
Increase in traffic 	45.1%	132
Decrease in traffic 	11.6%	34
No change in traffic 	12.6%	37
Decrease in traffic on some streets but increase on others 	15.4%	45
No change in traffic on some streets but increase on others 	5.1%	15
No change in traffic on some streets but decrease on others 	1%	3
Not sure 	5.1%	15
Other (please specify) 	10.2%	30
Total Respondents		293
(skipped this question)		3

3. There have been a number of proposals for new developments in Century City. We expect that these proposals, and the actual building of some, will continue into the future. Please help us

understand how you feel about future developments in Century City. To what degree are you in favor of or against new commercial developments (e.g., offices, shopping, hotels, restaurants) in Century City?

	Response Percent	Response Total
Strongly in favor	5.5%	16
Moderately in favor	14.3%	42
Neither in favor nor against	15.7%	46
Moderately against	17.7%	52
Strongly against	34.8%	102
Don't know enough to comment	3.4%	10
Other (please specify)	8.5%	25
Total Respondents		293
(skipped this question)		3

4. To what degree are you in favor of or against new residential developments (e.g., condominiums, residential units, rental units) in Century City?

	Response Percent	Response Total
Strongly in favor	4.4%	13
Moderately in favor	16.4%	48
Neither in favor nor against	14.3%	42
Moderately against	22.5%	66
Strongly against	32.4%	95
Don't know enough to comment	4.1%	12
Other (please specify)	5.8%	17
Total Respondents		293
(skipped this question)		3

5. Construction of a light rail line from Downtown Los Angeles to Culver City will begin shortly for completion by 2010 (see <http://www.buildexpo.org/>). This year, the MTA will start studying two possible routes for a connection from Culver City to Santa Monica: (1) along the MTA-owned right of way, south of Northvale Road; or (2) west on Venice Boulevard, north up Sepulveda Boulevard, then back west on the right of way to Santa Monica. (See map at <http://www.cheviot hills.org/expo.gif>) If light rail were to be extended from Culver City to Santa Monica, would you prefer:

Response Response

	Percent	Total
Extending it along the existing MTA-owned right of way (Option #1, above)	26.4%	78
Extending it on Venice Blvd to Sepulveda and then west (Option #2, above)	54.2%	160
Neither option mentioned above	2.7%	8
Don't feel strongly one way or another	7.5%	22
Other (please specify)	9.2%	27
	Total Respondents	295
	(skipped this question)	1

6. When light rail comes to Culver City in 2010, to what degree would you be in favor of or be against a non-stop shuttle service to Century City via Robertson/Olympic Blvds?

	Response Percent	Response Total
Strongly in favor	48.6%	144
Moderately in favor	27.7%	82
Neither in favor nor against	7.1%	21
Moderately against	2%	6
Strongly against	4.7%	14
Don't know enough to comment	7.4%	22
Other (please specify)	2.4%	7
	Total Respondents	296
	(skipped this question)	0

7. Many homeowners have expressed concern about the size of new or rebuilt houses. One option is to put a limit on size by, as examples, changing set-back rules, using house to lot ratios, or limiting square footage. To what degree would you support the general concept of limiting the size of new or rebuilt houses in Cheviot Hills?

	Response Percent	Response Total
Very likely to support	48.5%	143
Somewhat likely to support	19.3%	57
Neither likely or unlikely to support	4.7%	14

Somewhat unlikely to support	5.8%	17
Very unlikely to support	14.6%	43
Not sure	1.7%	5
Other (please specify)	5.4%	16
Total Respondents		295
(skipped this question)		1

8. The Board would like your help in determining priorities over the next year or so. On which area(s) would you like to see the Board focus more of its attention during the next 12 months? (Please choose up to 5 responses)

	Response Percent	Response Total
Further address traffic through Cheviot Hills	64.5%	191
Assure that remaining traffic mitigations are installed	42.2%	125
Encourage more tree planting and other beautification measures	47.6%	141
Look for additional security measures	43.2%	128
Address further development in Century City and/or other surrounding areas	47%	139
Ensure better communication with CHHA homeowners	15.9%	47
Improve monthly CHHA meetings	2.7%	8
Improve biannual CHHA meetings	2.4%	7
Address airplane/airport noise	28.4%	84
Upgrade signage on entry to Cheviot Hills	13.9%	41
Support local schools	26.4%	78
Request further sidewalk and street repairs	50.7%	150
Discuss light rail extension on the westside	46.6%	138
Other (please specify)	21.3%	63
Total Respondents		296

(skipped this question) 0

9. Please use the pulldown menu to let us know on which street you live in Cheviot Hills.

	Response Percent	Response Total
Aiken Avenue █	2.4%	7
Anchor Avenue	1.4%	4
Bannockburn Drive	1.7%	5
Beverlywood Street	0%	0
Bradbury Road █	4.1%	12
Butterfield Road █	2.7%	8
Cheviot Drive █	6.4%	19
Clarkson Road	1.4%	4
Club Drive █	3%	9
Club Place	0.3%	1
Cresta Drive █	2.4%	7
Draper Avenue	0.7%	2
Dumfries Road	0%	0
Dunleer Drive █	5.1%	15
Forrester Drive █	5.4%	16
Gilmerton Avenue	1.7%	5
Glenbarr Avenue █	2.4%	7
Haddington Drive █	5.7%	17
Ivy Glen Way	0%	0
Kilrenney Avenue	0.7%	2
Kincardine Avenue	0.3%	1
Krim Drive	0.7%	2
Lorenzo Drive █	3%	9
Lorenzo Place	1.4%	4
Manning Avenue █	2.4%	7
McConnell Drive █	4.4%	13
Monte Mar Drive █	3%	9
Monte Mar Place	0.3%	1
Monte Mar Terrace	1%	3
Motor Avenue █	14.2%	42
Motor Place	0.3%	1

Northvale Road ■	3.7%	11
Oaklawn Road	0.3%	1
Patricia Avenue ■	4.1%	12
Prosser Avenue	0.3%	1
Queensbury Drive ■	3.7%	11
Rosbury Place	1.4%	4
Rountree Road ■	2.4%	7
Troon Avenue ■	3.4%	10
Walavista Road	0.7%	2
Wicklow Road	1%	3
Wigtown Road	0.7%	2
	Total Respondents	296
	(skipped this question)	0

10. Please provide the number of your house.

	Total Respondents	296
	(skipped this question)	0